

YAKIMA ROOF TOP TENT COMPATIBILITY GUIDE



Before you buy a Yakima roof top tent, it's important to make sure it works safely with your roof racks or platform – and your vehicle. Don't worry, we've made it simple. Just follow these easy steps:



SKYRISE HD MD

Year Model	2020 - 2024
SKU	8007437
Product Weight	52 KG



SKYRISE HD

Year Model	2025+
SKU	8007534
Product Weight	59 KG

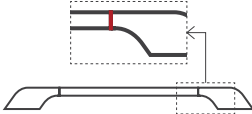
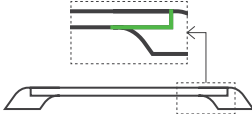
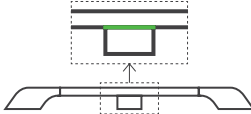


SKYPEAK HD

Year Model	2025+
SKU	8007512
Product Weight	82 KG








STEP 1 CROSSBAR OR PLATFORM TYPE Is your crossbar or platform type ✓ APPROVED or ✗ NO FIT ?		SKYRISE HD MD	SKYRISE HD	SKYPEAK HD
	TrimHD	✓	✓	✓
	HD Bar (U.S. HD Bar)	✓	✓	✓
	LockNLoad Platform	✓	✓	✓
	JetStream	✓	✓	✗
	JetStream FX	✓	✓	✗
	Aero Thru, Aero Flush & Aero Rail Bar	✗	✗	✗

STEP 2 LEG OR RUGGEDLINE TYPE Is your leg ✓ APPROVED or ✗ NO FIT ?		SKYRISE HD MD	SKYRISE HD	SKYPEAK HD
	SkyLine	✓	✓	✓
	BaseLine	✗	✗	✗
	SightLine <small>(Approved SightLine fits, applies to metal flush rail fits only)</small>	✓	✓	✗
	TimberLine	✓	✓	✓
	TrackTowers	✓	✓	✓
	LockNLoad MK1	✓	✓	✓
	LockNLoad MK2	✓	✓	✓
	LockNLoad Gutter Leg	✓	✓	✓
	LockNLoad Flush Rail Leg	✓	✓	✓
	LockNLoad Raised Rail Leg	✓	✓	✓
	Yakima HD/P3 Leg	✓	✓	✓
	RuggedLine	✓	✓	✓
	RuggedLine HD	✓	✓	✓
	OverHaul HD	✓	✓	✓
	OutPost HD	✓	✓	✓
	BedRock HD	✓	✓	✓

<div>STEP 3</div> <div>FIT TYPE</div> <div>Is your individual vehicle fitment or fitting kit ✓ APPROVED or ✗ NO FIT ?</div>		SKYRISE HD MD	SKYRISE HD	SKYPEAK HD
	Clamp Fit	✗	✗	✗
	Track Fit	✓	✓	✓
	Fixed Point Fit	✓	✓	✓
	Gutter Fit	✓	✓	✓
	Flush Rail (Smartfoot/K-kit)	✗	✗	✗
	Flush Rail (StreamLine/SightClip)	✓	✓	✗
	K Kit Permanent Mount Kit (Example Kit K323)	✗	✗	✗
	Streamline Permanent Mount Kit (Landing Pad 21)	✓	✓	✓
	Raised Rail*	✓	✓	✓
<div>*For Raised Rail fits please ensure rail is centre-supported or side supported.</div> <div><div> ✗ UNSUPPORTED</div><div> ✓ SIDE-SUPPORTED</div><div> ✓ CENTRE-SUPPORTED</div></div>				

<div>STEP 4</div> <div>VEHICLE ROOF LOAD RATING</div> <div>Check your vehicle's roof load rating to ensure it can safely support your roof racks and a rooftop tent. You'll find this information in your owner's manual or by contacting the vehicle manufacturer.</div>	<div>Load ratings depend on several factors, including your vehicle's roof capacity, the rack system, tent weight, and on-road or off-road usage limits. Always follow the lowest-rated component.</div> <div>For full guidance, visit our website and see 'Load Ratings Explained'.</div>
---	--

<div>✓</div> <div>ALL 4 STEPS APPROVED? GREAT!</div> <div>Great! This means your setup is tested and approved for Yakima roof top tent use. You're good to go! Enjoy the adventures.</div>	<div>✗</div> <div>IS IT LISTED AS "NO FIT" ?</div> <div>If any step is marked as "No Fit", the setup is not safe for use. It may cause damage or injury and is not approved. Use of unapproved setups is not covered under warranty.</div>
--	--

<div></div> <div>IMPORTANT: PROPERLY BALANCE YOUR LOAD!</div>	<div> </div>	<div> </div>	<div> </div>
--	--	--	--

